

Program Review and Assessment Committee

December Meeting: Thursday, December 17, 1:30-3:00pm, CE 305

Minutes

Members Present: K. Alfrey, P. Altenburger, S. Baker, T. Banta, K. Black, L. Bozeman, S. Graunke, T. Hahn, M. Hansen, S. Hundley, D. Jerolimov, C. Kacius, S., Kahn, J. Lee, S. Lupton, L. Maxwell, J. Motter, A. Opsahl, B. Orme, M. Rust, C. Schuck, S. Scott, M. Urtel, S. Weeden, J. Williams, and S. Bradley for W. Worley

1. Welcome: Stephen Hundley

November minutes will be circulated at the January meeting.

2. Steven Graunke: National Survey of Student Engagement Presentation and Discussion

Overview of purpose of NSSE. As a campus, we're weak in student interactions across identity affiliations, strong in service learning, strong in HIPs. Introduced interactive dashboard for overall IUPUI results that can be filtered by school (see <https://public.tableau.com/profile/steve.graunke#!/vizhome/NSSECRGpresentation/CRG>). Also see attached slide presentation. New reports can compare department-level results to those of similar majors at peer institutions.

School-specific results were provided to PRAC members in hard copy. Small group discussion about any findings considered surprising and how to use NSSE data. Graunke offers to break down results further upon request from the school.

3. Michele Hansen: Overview of Institutional Research and Decision Support (IRDS) Office and Services

IRDS formed August 2015. Evidence-based decision making is a defining aspect of IUPUI's culture. This office supports that by providing information to decision makers and assisting in multiple aspects of working with data. Described areas of effort within the office and the initiatives they support. Office is under jurisdiction of the EVC. Aspirations include expanding the definition of decision makers to include faculty and students in addition to administrators. <http://irds.iupui.edu> . Look at it and share with your units!

4. Trudy Banta and Stephen Hundley: Excellence in Assessment Application

IUPUI is applying for this national award that recognizes excellence in the collection and use of assessment data. Expect request from Trudy to look at 2011-15 PRAC reports to see what changes were considered or implemented as a result of 5 years of PUL assessment.

Application due April 1. Application will also describe the future of PUL assessment in the context of General Education assessment.

5. Stephen Hundley: PRAC Involvement in Review of General Education

We are approaching 300 courses in IUPUI's General Education inventory. We need to put ourselves on a schedule to review these courses to ensure that the learning is happening as described. Gateway to Graduation working group is starting the process and creating the framework for Gateway courses. PRAC members will serve as reviewers, as will UAC and Gateway faculty. Starting with Gateway courses in AY16-17, then others to follow. Note that PULs are not limited to Gen Ed courses; capstone courses in particular emphasize them (Cf. NSSE, which looks at frosh and seniors), but we will assess them as a part of our cyclical evaluation of General Education courses.

Note: 5-year interim self-study due to the Higher Learning Commission in 2017; criteria are different from 2012.

6. Endorsement of Scott Weeden as PRAC Vice Chair for 2016
Unanimous.

7. Announcements and Adjournment

Faculty Coordinator of Prior Learning Assessment announced: Michael Yard. Opportunity to learn more at the Degree Completion Office's summit Feb. 5

PLEASE NOTE: Spring meetings will occur 1:15-2:45.

2015 IUPUI NSSE Results

PRAC
December 17, 2015

What is NSSE?

Find out *what students are doing!*

Behaviors connected to learning and success

Benchmarking data

Official Peers (N=8)

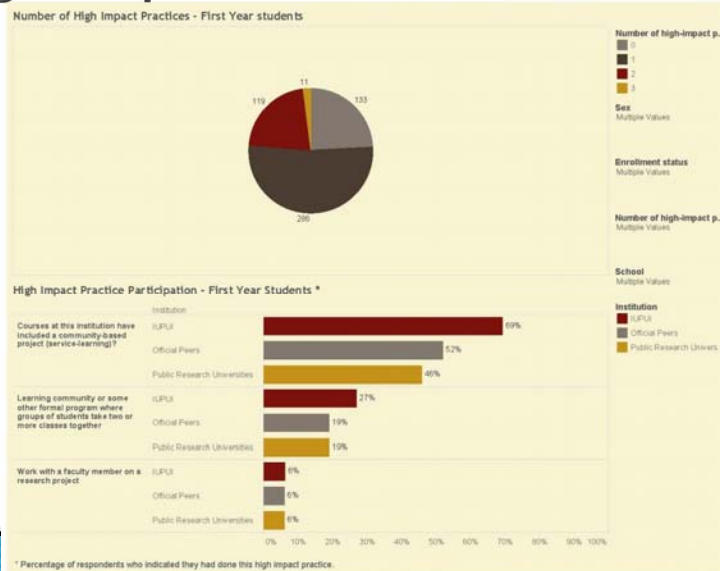
University at Buffalo, State University of New York (Buffalo, NY)*
University of Alabama at Birmingham (Birmingham, AL)*
University of Cincinnati (Cincinnati, OH)
University of Illinois at Chicago (Chicago, IL)
University of Louisville (Louisville, KY)
University of South Florida (Tampa, FL)
Virginia Commonwealth University (Richmond, VA)*
Wayne State University (Detroit, MI)

The Good News and the Bad News

- ▶ <https://public.tableau.com/profile/steve.graunke#!/vizhome/NSSECRGpresentation/CRG>

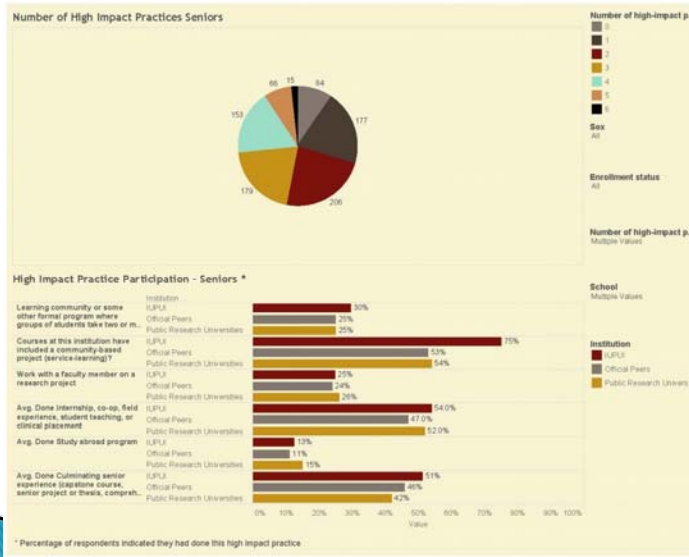
3

High Impact Practices



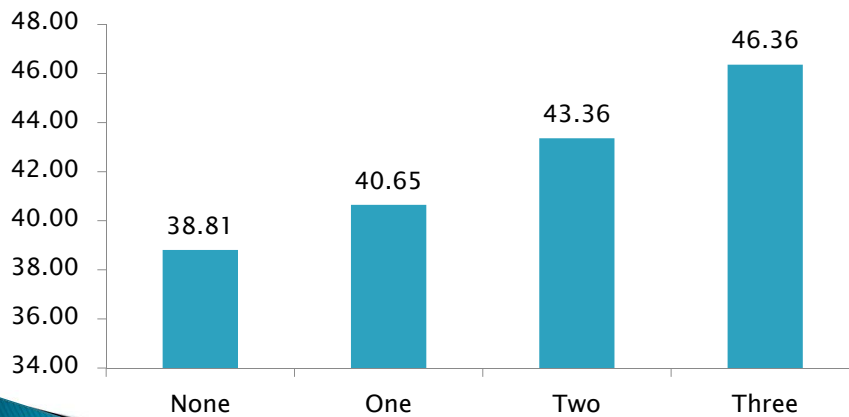
4

High Impact Practices



5

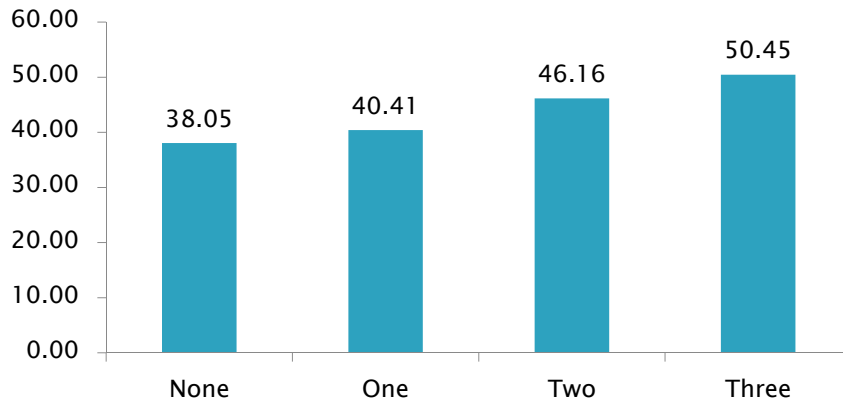
HIPs – Higher Order Learning FY Students (from Michele Hansen) Means Higher-Order Learning Scores



Each EI is scored on a 60-point scale. To produce an indicator score, the response set for each item is converted to a 60-point scale (e.g., Never = 0; Sometimes = 20; Often = 40; Very often = 60), and the rescaled items are averaged. Thus a score of zero means a student responded at the bottom of the scale for every item in the EI, while a score of 60 indicates responses at the top of the scale on every item.

HIPs – Discussions with Diverse Others FY Students (from Michele Hansen)

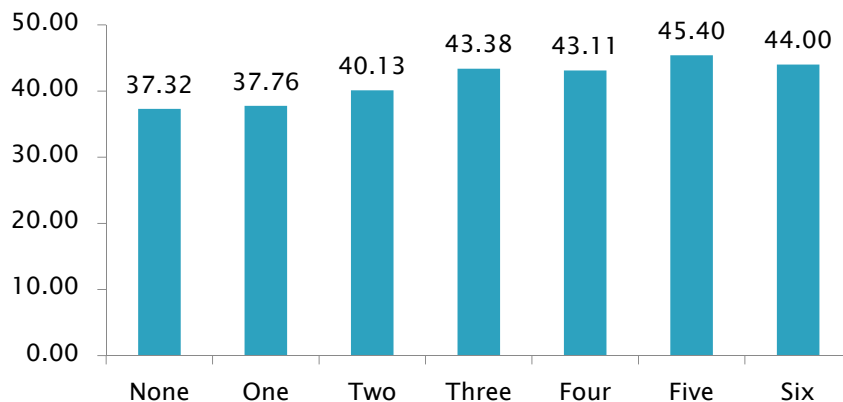
Means Discussions with Diverse Others



Each EI is scored on a 60-point scale. To produce an indicator score, the response set for each item is converted to a 60-point scale (e.g., Never = 0; Sometimes = 20; Often = 40; Very often = 60), and the rescaled items are averaged. Thus a score of zero means a student responded at the bottom of the scale for every item in the EI, while a score of 60 indicates responses at the top of the scale on every item.

HIPs – Higher Order Learning Senior Students (from Michele Hansen)

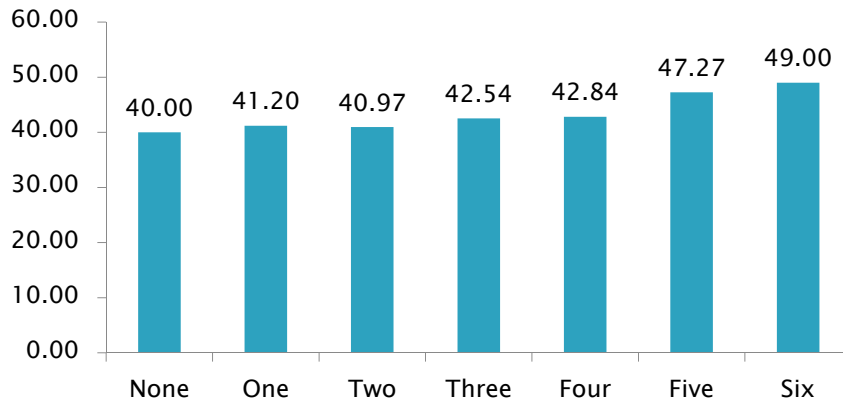
Means Higher-Order Learning Scores



Each EI is scored on a 60-point scale. To produce an indicator score, the response set for each item is converted to a 60-point scale (e.g., Never = 0; Sometimes = 20; Often = 40; Very often = 60), and the rescaled items are averaged. Thus a score of zero means a student responded at the bottom of the scale for every item in the EI, while a score of 60 indicates responses at the top of the scale on every item.

HIPs – Discussions with Diverse Others Senior Students (from Michele Hansen)

Means Discussions with Diverse Peers



Each EI is scored on a 60-point scale. To produce an indicator score, the response set for each item is converted to a 60-point scale (e.g., Never = 0; Sometimes = 20; Often = 40; Very often = 60), and the rescaled items are averaged. Thus a score of zero means a student responded at the bottom of the scale for every item in the EI, while a score of 60 indicates responses at the top of the scale on every item.

NSSE School Reports

- ▶ Major Field Reports
- ▶ Customized groups
- ▶ Better comparisons for benchmarking
- ▶ Our Discussion for today!